

Research Triangle High School

 3106 East NC Highway 54
 Durham, NC 27709
 (919)998-6757

 Grade Range: 9-11
 Regular School
 Traditional Calendar

 Charter and Non-District Affiliated
 Schools

[http://www.
researchtrianglehighschool.org](http://www.researchtrianglehighschool.org)
SCHOOL PERFORMANCE GRADE

Achievement Indicators	Score
English II Proficiency	83
Math I Proficiency	61
Biology Proficiency	77
The ACT Proficiency	84
ACT WorkKeys	.
4-Year Graduation Rate	.
Passing Math III	.

Growth Status

Met

	Score	Grade
Achievement	76	
Growth	75.7	
School Performance	76	B
EOG Reading	.	
EOG Math	.	

Formula for determining the School Performance Grade:

- 80 percent of the School Performance Grade is based on the school achievement score. The school achievement score is calculated using a composite method based on the points earned by a school on all of the tests measured for that school
- 20 percent of the School Performance Grade is based on academic growth
- If a school has met expected growth and inclusion of the school's growth score reduces the school's performance score and grade, a school may choose to use the school achievement score solely to calculate the performance score and grade

A+NG Schools: A+NG schools earned a score of 85-100 and do not have significant achievement or graduation gaps.

**SCHOOL PERFORMANCE
GRADING SCALE**

Grade Range	Letter Grade
85-100	A
70-84	B
55-69	C
40-54	D
Below 40	F

SCHOOL PROFILE

School Size: The total number of students in this school and the average number of students in schools with similar grade ranges at the district and state levels.

Our School	343
State	848

Average Course Size: The average number of students enrolled in the courses listed at the time of End-of-Course testing.

	English II	Math I	Biology
Our School	19	20	22
State	19	20	18

**Legislation mandates that class sizes for grades 4-12 are not restricted.*

School Attendance: The average percentage of students who attend school daily.

Our School	99.1%
State	95.0%

STUDENT PERFORMANCE

Performance of Students on the NC End-of-Course Tests: Percentage of Students at **Level 1 (Limited Command** of knowledge and skills)

LEVEL 1	English II	Math I	Biology
Our School	N/A	18.1%	13.0%
State	19.9%	24.9%	24.2%

N/A = Fewer than 5% of students

Performance of Students on the NC End-of-Course Tests: Percentage of Students at **Level 2 (Partial Command** of knowledge and skills)

LEVEL 2	English II	Math I	Biology
Our School	14.2%	20.7%	9.9%
State	20.6%	15.3%	22.2%

N/A = Fewer than 5% of students

Performance of Students on the NC End-of-Course Tests: Percentage of Students at **Level 3 (Sufficient Command** of knowledge and skills)
Students performing at Level 3 are performing at grade level.

LEVEL 3	English II	Math I	Biology
Our School	7.1%	6.0%	12.2%
State	9.6%	11.2%	8.8%

N/A = Fewer than 5% of students

Performance of Students on the NC End-of-Course Tests: Percentage of Students at **Level 4 (Solid Command** of knowledge and skills)
Students scoring at Level 4 meet NC Standard for College-and Career-Readiness and are performing at or above grade level.

LEVEL 4	English II	Math I	Biology
Our School	57.5%	32.8%	32.8%
State	44.2%	34.8%	30.1%

N/A = Fewer than 5% of students

Performance of Students on the NC End-of-Course Tests: Percentage of Students at **Level 5 (Superior Command** of knowledge and skills)
Students scoring at Level 5 meet NC Standard for College-and Career-Readiness and are performing at or above grade level.

LEVEL 5	English II	Math I	Biology
Our School	18.6%	22.4%	32.1%
State	5.8%	13.8%	14.8%

N/A = Fewer than 5% of students

FIVE ACHIEVEMENT LEVELS

LEVEL 1: Limited Command of knowledge and skills

- Performing At or Above Grade Level: NO
- Meets N.C. Standard for College-and Career-Readiness: NO

LEVEL 2: Partial Command of knowledge and skills

- Performing At or Above Grade Level: NO
- Meets N.C. Standard for College-and Career-Readiness: NO

LEVEL 3: Sufficient Command of knowledge and skills

- Performing At or Above Grade Level: YES
- Meets N.C. Standard for College-and Career-Readiness: NO

LEVEL 4: Solid Command of knowledge and skills

- Performing At or Above Grade Level: YES
- Meets N.C. Standard for College-and Career-Readiness: YES

LEVEL 5: Superior Command of knowledge and skills

- Performing At or Above Grade Level: YES
- Meets N.C. Standard for College-and Career-Readiness: YES

What does this achievement level number mean?

Students scoring at Levels 1 and 2 will likely need additional help next year to succeed in that subject area. Students scoring at Level 3 are considered proficient for that grade level or course, but may still need some targeted help in the next grade or course. Students scoring at Levels 4 and 5 are ready for the next grade or course, and are also on a path to be prepared for college or a career by the time they graduate.

Annual Measurable Objectives (AMOs): Per the Elementary and Secondary Education Act (ESEA), North Carolina set AMOs based on 2012-2013 data. Targets can be viewed at www.ncpublicschools.org/accountability/reporting.

Our school met 26 out of 26 targets.

QUALITY TEACHERS

	Total Number of Classroom Teachers*	Fully Licensed Teachers**
Our School	25	76.0%
State	54	90.1%

* The total number of teachers in this school and the average number of teachers in schools with similar grade ranges at the district and state level.

** According to charter school statute, a charter school is required to have a minimum of 50% of its teachers licensed.

Highly Qualified Teachers:
Percentage of classes taught by Highly Qualified teachers as defined by federal law.

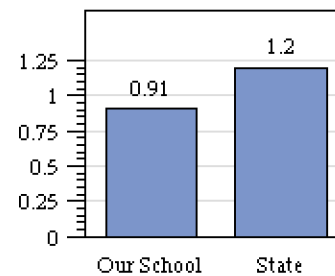
Our School	59.6%
State	95.4%

SAFE, ORDERLY AND CARING SCHOOLS

School Safety: The number of criminal acts reported per 100 students. Criminal acts include all acts occurring in school, on a school bus, on school grounds, or during off-campus, school-sponsored activities.

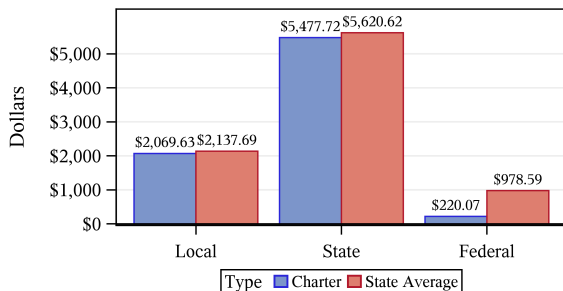
Our School	0
State	1.3

Access to Technology: The Number of Students per Internet-Connected Digital Learning Device

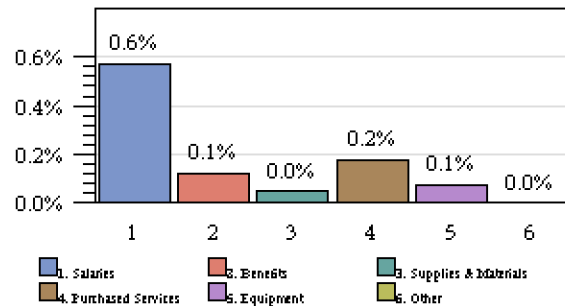


On this measure, smaller numbers are better than larger numbers; there are more computers available to students when the number of students per computer is low.

FINANCIAL SUPPORT



Source of Funds (Amount per Student): Charter schools in North Carolina operate with funding from local, state, and federal sources. The financial support reflected in these numbers includes all categories of expenses for operating a charter school, including teacher and administrator salaries, textbooks, transportation, Career and Technical Education courses and other education supplies and materials.



Use of Funds: Education is a labor-intensive enterprise, as reflected in the accompanying chart. Salaries for teachers and other staff are usually the largest expense in a charter school. State and federal funds are generally allotted for specific purposes, services, or programs.